



THE EDUCATOR HANDBOOK

*A Step by Step Guide for Clarinet
and Saxophone Success*

Vandoren[®]
PARIS

TABLE OF CONTENTS

Introduction.....	3
Product Catalog	
Reeds.....	4
Mouthpieces.....	6
Ligatures.....	8
Accessories.....	10
Product Care and Advice	
Reed Care and Rotation	
Break In.....	12
Rotation.....	13
Mouthpiece Care.....	14
Additional Resources.....	15





INTRODUCTION

Welcome to the world of reeds, mouthpieces, ligatures, and accessories. It's been our passion since 1905.

Vandoren is a fourth generation company that wants your band and private students to find success at every stage of their musical journey.

This is our guide to get you and your students started.

CLARINET REEDS



BEGINNER TO INTERMEDIATE

JUNO

Designed for beginners, JUNO reeds are designed with a flexible cut, giving the student an immediate response with a full sound. Our most affordable reed. Available for Eb, Bb, and Bass clarinets.

TRADITIONAL

Perfect for advanced middle school and beyond, Traditional reeds are available for every clarinet family member. They have the thinnest tip and one of the thickest hearts, giving you a crisp and easy response in articulation and lets you play with a very clear and even sound in all registers.

INTERMEDIATE TO ADVANCED

V•12

Compared to Traditional reeds, V•12s are cut from thicker cane and feature a longer vibrational palette. This allows more of the reed to vibrate to give you a sound with more depth and richness. V•12s also have a slightly thicker tip which adds more body to the articulation and holds up better over time. Available for Eb, Bb, and Bass clarinets.

56 RUE LEPIC

These reeds are cut from much thicker cane with a more noticeable taper towards the heel, or bottom of the reed (similar to a German style reed). This design gives the reed a rich and pure sound with ultimate stability and easy response. Available for Bb clarinet.

V21

These reeds combine the profile (or cut) of a V•12 reed with the shape of 56 rue Lepic. This gives you a smooth and warm sound with easy response in all registers. This reed makes a great choice for someone coming off of Blue Box, looking to add a little more depth and focus in their sound. Available for Eb, Bb, and Bass clarinets.

SAXOPHONE REEDS



BEGINNER TO INTERMEDIATE

JUNO

Designed for beginners, JUNO reeds are designed with a flexible cut, giving the student an immediate response with a full sound. Our most affordable reed. Available for Soprano, Alto, Tenor, and Baritone saxophones.

TRADITIONAL

Perfect for advanced middle school and beyond, Traditional reeds are available for every saxophone family member.

Of all of our Vandoren reeds, Traditional reeds are considered the most versatile and are suitable for all styles of music. They have the thinnest tip and one of the thickest hearts, giving you a crisp and easy response in articulation and lets you play with a very clear and even sound in all registers.



INTERMEDIATE TO ADVANCED

V•12

Cut from a thicker cane than Blue Box reeds, V•12s have a longer vibrational palette. This gives you a beautifully dark, velvety sound in all registers. Available for Soprano, Alto and Tenor saxophones.

V21

Featuring the profile (or cut) of the V•12 reeds on a unique conically shaped blank. Gives the player a warm and centered sound with clean articulation and great projection. Available for Soprano, Alto, and Tenor saxophones.

JAVA GREEN

The original jazz reed from Vandoren. Featuring a thin and flexible cut, JAVA Green reeds provides players with a bright, flexible tone that projects well in any jazz ensemble. Our most popular jazz reed.

JAVA RED

Designed with a little more heart and thinner rails than JAVA Green. This helps create a rich, centered sound with body and powerful projection.

CLARINET MOUTHPIECES



BEGINNER TO INTERMEDIATE

M13 LYRE

The M13 Lyre has grown to be a top choice amongst students, band directors, private teachers, and professionals alike.

This mouthpiece is very closed and is known for its beautifully smooth, dark and flexible sound. For students, we recommend using strengths 2.5 - 3.5 reeds.

5RV LYRE

One of the most popular mouthpieces in the world and favorite among beginning band directors. The medium tip opening and facing makes it easy for students to produce a controlled, colorful sound with quick response right away.

INTERMEDIATE TO ADVANCED

M15

With its closed tip opening and long facing, the M15 is designed for harder reeds, and is known for its rich sound and incredibly quick articulation and response.

M30

With its medium tip opening and long facing, the M30 is loved for its round, warm, and extremely flexible sound. Excellent for classical, jazz, and doublers.

BD5

With a medium tip opening and facing and a unique internal design, the Black Diamond series delivers a sound with unparalleled depth and richness with dynamic response.

B45

Featuring a medium-open tip and a medium-long facing, it's loved for its versatility. With great projection and flexibility, it gets the job done in a wide variety of situations.

SAXOPHONE MOUTHPIECES



BEGINNER TO INTERMEDIATE CLASSICAL

AL3

The standard mouthpiece for band directors and private teachers.

With their round tone chamber and unique beak design, the AL3 is known for its round, warm sound and easy playability and control.

For all saxophone family members, we would suggest starting on the following.

Soprano: SL3
Alto: AL3
Tenor: TL3
Baritone: BL3



ADVANCED CLASSICAL

AL5

The AL3 with a wider tip opening. Allows for slightly easier projection while maintaining the Optimum's characteristic tone. Perfect for advancing high school players.

AP3

The Profile mouthpiece has a soft and rounded shape. The more tapered beak allows increased playing comfort and greater flexibility.



JAZZ

Ebonite V16 Series

V16s are jazz mouthpieces designed to give you the perfect balance of power and flexibility needed to compete with brass or rhythm sections, along with the warmth and body needed to blend within a section.

Available in a variety of tip openings and chamber sizes. Here are our recommendations for middle school to high school jazz students.


Soprano: S6
Alto: A5S+, A6S+, A5M, A6M
Tenor: T6, T7
Baritone: B7

LIGATURES

M|O LIGATURES

The M|O continues to grow in popularity for its ease of tightening, free blowing feel, and crisp articulation.

Available for the entire clarinet and saxophone family in a variety of platings. Try the black, pewter, and silver models for clarinet and the gold-finish for saxophone.





OPTIMUM

The Optimum ligatures are ideal for any clarinetist or saxophonist looking for a warm sound and the ability to refine their tone color with 3 interchangeable plates included.

Clarinet version: silver plated

Saxophone version: gold plated



CLARINET

SAXOPHONE

LEATHER

The Leather ligatures produce a rich, velvety sound for clarinet and saxophone players. Refine your response with the 3 interchangeable plates included.

Clarinet version: silver plated

Saxophone version: gold plated



CLARINET

SAXOPHONE

ACCESSORIES

QUAD PACK

The Quad pack holds 4 reeds and is an excellent introduction to beginner reed rotation. Holds 4 B♭ and/or Alto saxophone reeds.



VANDOREN REED CASE

Our Traditional blue case has a hard shell exterior, and grooved ridges on the inside to promote air circulation. An affordable case with protection.



HYGRO REED CASE

The Hygro Reed Case uses air circulation and a small sponge to maintain reeds in optimal humidity conditions to prevent warping and deterioration. Each case holds 6 reeds, with numbered slots for easy organization and rotation.





CORK GREASE

Cork grease protects the cork of your clarinet mouthpieces and saxophone necks for years to come. Our cork grease comes in a pleasant smelling apple scent!



MOUTHPIECE PATCHES

An often overlooked accessory, a simple mouthpiece patch can make all the difference. This gives all levels of players the ability to form the correct embouchure on the mouthpiece.

Comes in a pack of 6 in clear (thin) and black (thick) patches.



NECK STRAPS






Our neck straps make the saxophone playing experience comfortable. The string and sliding V system prevents tangling and is easy for kids to adjust.

Choose from our regular or deluxe versions to find the right fit for your students.

REED BREAK-IN & ROTATION

A good **break-in process** allows reeds to adjust to their new environment and gradually get used to making music.

After breaking-in your reeds, start a **rotation plan**. The basic goal is to play a different reed each day or playing session. This ensures the maximum lifespan and performance of that reed while keeping your embouchure in tip-top condition.

-  **1.** Remove reeds from packaging.
-  **2.** Wet your reeds.
-  **3.** Play each reed for a few minutes.
-  **4.** Remove from mouthpiece, wipe down, store.
-  **5.** Play reeds progressively longer each day for a week.

5 STEPS TO STARTING A REED ROTATION



OPEN

Open your reeds from the FlowPacks and carefully remove from the packaging. Start by breaking in 2-4 reeds.



LABEL

Label your reeds to keep track of which reed you just played and which is next in line. This can be done in a variety of ways (numbers, letters, colors, etc). This example uses days of the week, which works wonders for beginners.



ROTATE

Rotate your reeds according to the days of the week.



STORE

Next, wipe off excess saliva and store reeds in a quality case between sessions. Inspect daily for damage or filth. Discard damaged or gross looking reeds immediately regardless of their age.



REFRESH

At the beginning of each month, "refresh" your rotation by replacing your old reeds with fresh, broken-in reeds. **This is the key to a successful and hygienic reed rotation.**

PRO TIP

Pro Tip #1: Grow your rotation! Professionals routinely have 5-10 reeds in rotation to ensure success regardless of variables at play.

Pro Tip #2: Replace reeds based on performance - not the calendar. Professionals replace reeds based on what they hear, feel and see.

MOUTHPIECE CARE

WHEN TO CLEAN YOUR MOUTHPIECE?

With a secure grip on the mouthpiece, use a soft tooth brush to gently clean your mouthpiece with mild soap and cold water. Hot water will cause discoloration of your mouthpiece. Rinse and dry with a soft cloth as needed.


WHEN TO UPGRADE YOUR MOUTHPIECE?

Mouthpieces can wear down over time due to normal wear and tear. On average, regular players often notice their mouthpiece changing slightly after 2-3 years. Here are some tell-tale signs that it might be time to consider a new mouthpiece.

1. You're **experiencing more reed issues than usual**. If you are consistently finding your usual reeds are giving you fits, it might be time to try a different mouthpiece or ligature.
2. **Response issues** – articulation getting muddy, too harsh, or even squeaky? Compare your setup to a new mouthpiece of the same model.

HOW IMPORTANT ARE MOUTHPIECE PATCHES?

Very! Mouthpiece patches are an easy solution for students to grip the mouthpiece with the top of their teeth. Refer to our accessories page for a look at our two varieties of mouthpiece patches.



RESOURCES

1. DonorsChoose | www.donorschoose.org

Have your school music projects funded from people all over the country. This includes reeds, instruments, learning materials and more.

2. Be Part of the Music | www.bepartofthemusic.org

Resources, newsletters, and videos, all to keep your music program healthy and alive. Join Scott Lang's newsletter to receive email templates for recruiting, advocacy, and more.

3. Online Resources and Downloads

Articles, video clinics, downloads and more for students, teachers, and professionals.



4. Vandoren WAVE

Our weekly educational newsletter designed to give you articles on clarinet, saxophone, reed tips, and additional topics.





WITH
YOU
EVERY
STEP.

Vandoren[®]

PARIS